

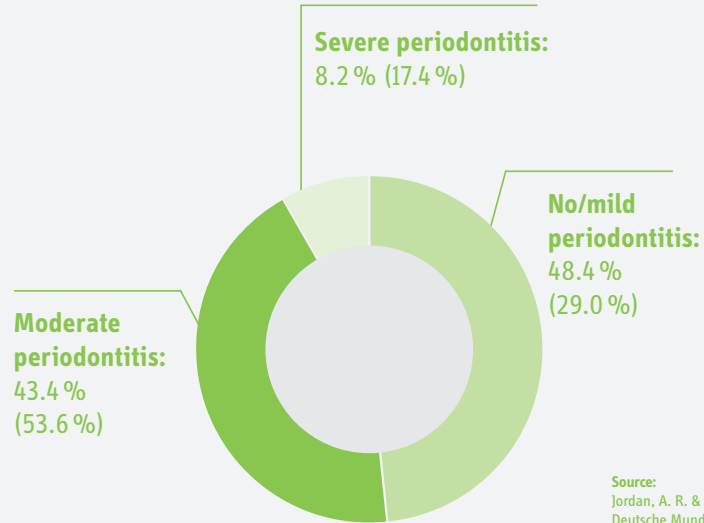
INTERDENTAL BRUSH ESSENTIAL BOX

Instruction guide




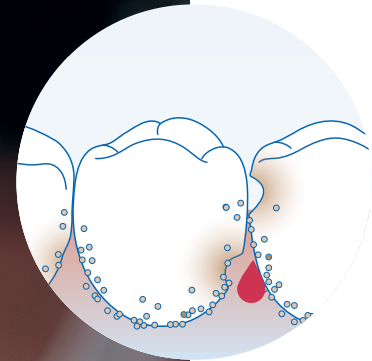
SWISS PREMIUM 
ORAL CARE

RISKS OF NOT CLEANING INTERDENTAL SPACES



Source:
Jordan, A. R. & Micheelis, W. (2016) Fünfte Deutsche Mundgesundheitsstudie (DMS V). Köln: Institut der Deutschen Zahnärzte.

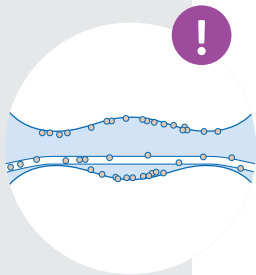
- Bacteria will settle, thicken, and eventually turn to dangerous biofilm - plaque
- A build-up of bacteria and plaque can cause halitosis (bad breath)
- Beside tooth decay plaque causes gum inflammation (gingivitis) which eventually turns to periodontitis which causes periodontal pockets and loss of bone
- A severe periodontitis can lead to tooth decay (caries), eventual tooth loss and other serious health problems
- When gums are inflamed, harmful bacteria gets into the bloodstream and can cause problems in the rest of the body
- There are strong links between poor oral health and serious diseases such as endocarditis, cardiovascular disease, complications during pregnancy, pneumonia and many more.



ADVANTAGES OF REGULAR INTERDENTAL CLEANING:

- ✓ Healthy gums
- ✓ Healthy mouth
- ✓ Prevention of inflammation
- ✓ Prevention of cavities
- ✓ Less halitosis (bad breath)
- ✓ Better oral & overall health

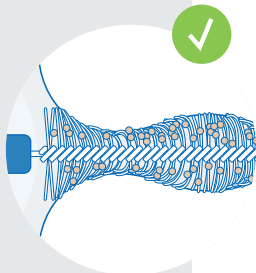
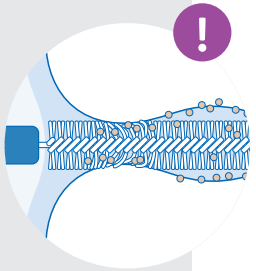




THE CORRECT TOOL, AND SIZE, MATTERS

Interdental brushes are the only tool capable of cleaning all bacteria from interdental spaces:

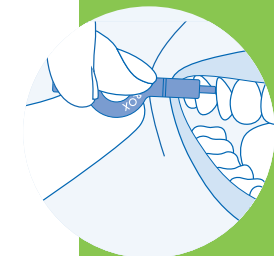
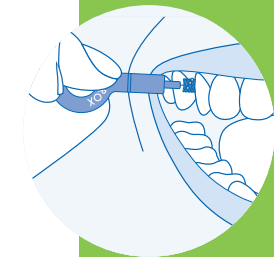
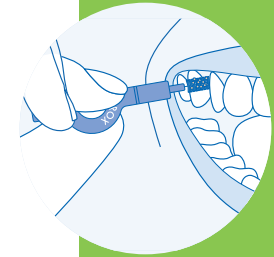
- Floss is not able to clean the critical places, such as the teeth concavities and col area between the papillae.
- Many interdental brushes do not have long-enough bristles to reach the critical places mentioned above.
- The bristles of Curaprox's IDBs have a so called umbrella effect: they band at the entrance of the interdental space and they stretch to fill the entire space. In this way one single in-and-out movement is enough to properly cleaning the interdental space.
- Plus, the CURAL wire is extremely fine, yet extremely resistant, so it is perfect for even the smallest of interdental spaces.



HOW TO USE AN INTERDENTAL BRUSH CORRECTLY

- Place an IDB at the gum line between the teeth.
- Find the right entrance angle.
- Push the brush through with care and then pull it out - job done!
- So effective thanks to the ultrafine bristles with umbrella effect, that one single cleaning movement is enough.

ONCE A DAY: I N, O U T, D O N E.



CPS BRUSHES



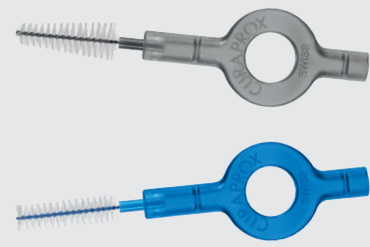
CPS ORTHO:
For orthodontic patients. Specially-designed IDBs to clean wires from the inside and outside, and around brackets.

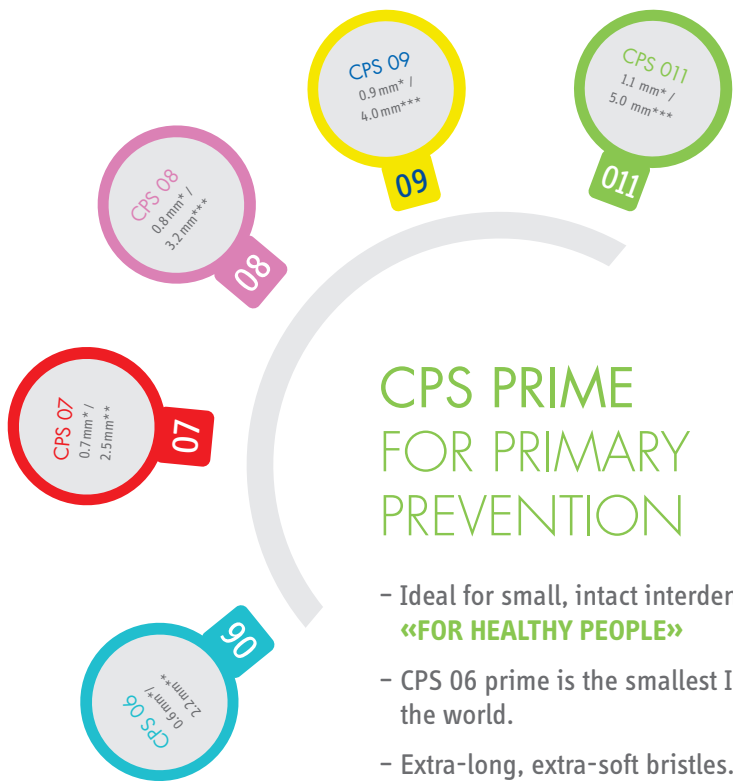
CPS PERIO
Highly-effective brushes recommended for secondary prevention for periodontitis patients with open, exposed interdental areas and black holes. Also suitable for crowns, bridges and prosthetic rehabilitation.



CPS PRIME
For primary prophylaxis.
The finest little brushes on the market, for the easiest and most effective prevention against caries, gingivitis and periodontitis. Perfect even for the smallest interdental spaces.
Suitable for everyone!

CPS IMPLANT
Unique bristle diameter for very safe and effective cleaning of implants.



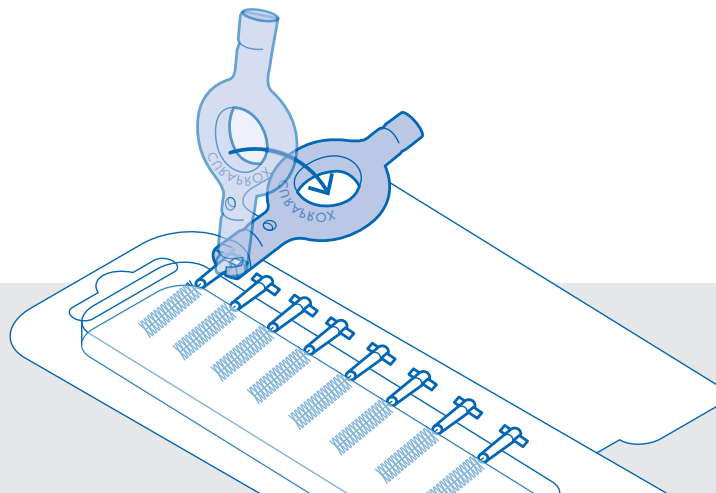


CPS PRIME FOR PRIMARY PREVENTION

- Ideal for small, intact interdental gaps
«FOR HEALTHY PEOPLE»
- CPS 06 prime is the smallest IDB in the world.
- Extra-long, extra-soft bristles.
- Surgical wire for very small spaces between teeth (nickel-free).
- Excellent durability.



CPS prime start CPS prime refill



CPS PERIO FOR SECONDARY PREVENTION

- Ideal for larger, open, exposed interdental spaces.
- For patients with periodontitis.
- Brushes strike a perfect balance between gentleness and rigidity.
- Highly resilient and durable thanks to stronger wire core.



CPS perio refill



CPS IMPLANT – FOR IMPLANTS

- For people with implants - eventually for the gentle cleaning of large spaces after periodontal treatment.
- Plastic-coated wire protects the sensitive surfaces of titanium implants.
- Unique bristle diameter, very reliable and effective after professional intervention.



CPS ORTHO – FOR BRACES

- Specially designed for ortho patients to keep spaces around their braces clean.
- Cone-shaped CPS 14 cleans orthodontic bands from the inside and outside, as well as areas between the wires and teeth and around the brackets.
- CPS 18 is ideal for cleaning the wires, simply by inserting it underneath.



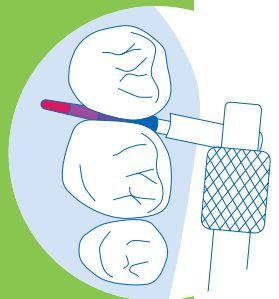
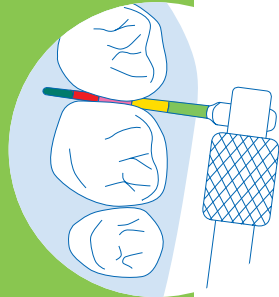
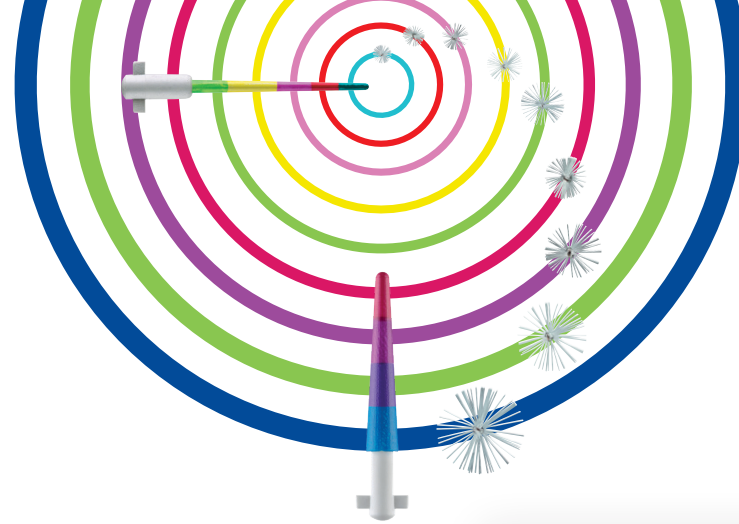
CPS implant



CPS ortho

MEASURING, CHARTING, AND EDUCATION

- Use the unique interdental access probe (IAP) to measure your patient's interdental spaces.
- Use the interdental access chart (IAC) or BOB-App (see page 12) to record, instruct and motivate your patients.
- Easy colour-coding system, corresponding to different size CPS brushes.
- Most efficient way of identifying the right-sized brushes.
- Probe is autoclavable = sterile and hygienic.

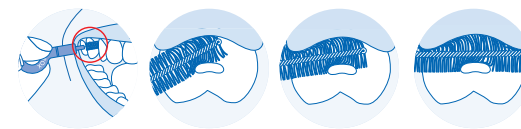
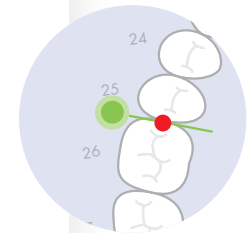
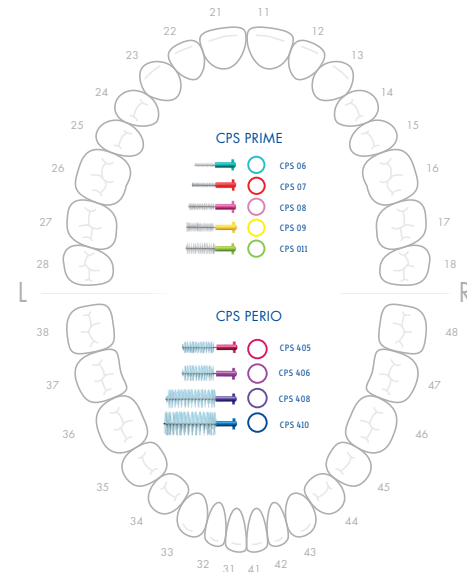


IA-CHART

CURAPROX

NAME | NOM | NAME:

NÄCHSTE KONSULTATION | PROCHAIN RENDEZ-VOUS | NEXT APPOINTMENT:



SWISS PREMIUM ORAL CARE

Diese Zahnkarte ist spiegelverkehrt und entspricht der Ansicht der Zähne im Spiegel | Ce schéma dentaire correspond à une vision inversée par reflet | This tooth chart is a mirror image for ease of patient reference



BOB



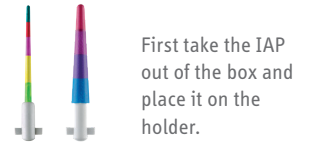
WORKING WITH THE CHAIRSIDE BOX IN THE DENTAL PRACTICE

The chairside box offers hygienic storage for the Curaprox range of interdental brushes as well as IAP probes and the UHS 415 autoclavable holder.

We would be happy to advise you on displays and sales sizes, if you sell interdental brushes in your practice.



1. Practical, hygienic and everything within reach.



Your patient is ready to use their interdental brushes at home: give them one brush of each size needed. Simply place the brushes inside the flyer that explains how to use them correctly.

2. Insert the IAP into the gaps until you feel resistance.



6. CURAPROX IAC

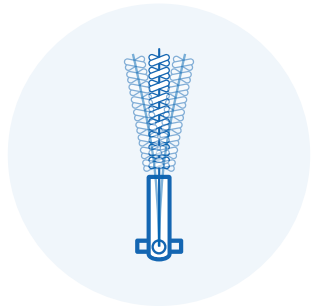
Test that the sizes are right. Add the definitive sizes to the IAC.

3. IA-CHART CURAPROX
Make a note of the colour which is nearest to the tooth surface.
BOB BOB usage

5. Practically instruct your patient.

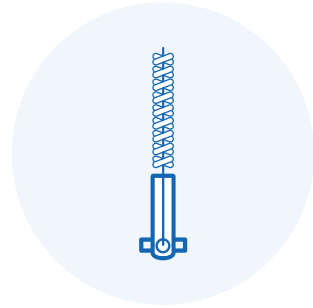
4. The chairside box is available for CPS prime and CPS perio.
Now, take the matching interdental brush from the chairside box.

QUALITY CHARACTERISTICS OF CURAPROX CPS INTERDENTAL BRUSHES



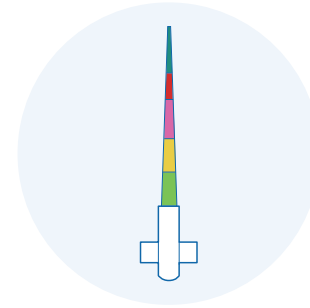
FILAMENTS – LONG AND SOFT

- Ultrafine filaments exhibit an umbrella effect.
- Long, soft, flexible filaments with excellent tension.
- Made from nylon.
- Curaprox IDBs expand to fill entire interdental spaces, providing an effective and gentle clean.



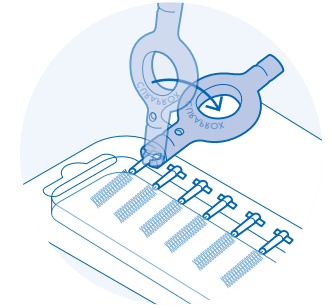
CURAL® WIRE – STRONG AND FLEXIBLE

- Patented surgical wire made of stainless steel.
- The best durability on the market; lasts up to 2 weeks.
- Extremely fine, extremely strong: for the smallest spaces between teeth.
- Anchor-system guarantees high flexibility.
- Nickel-free wire.



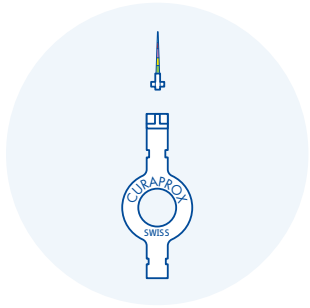
IAP – UNIQUE SYSTEM

- Unique calibration system.
- Colour-coded for ease of use.
- Makes finding the right size for every interdental space simple.



CLICK SYSTEM – PREVENTING WASTE

- One-of-a-kind click system: hygienic replaceable brushes click onto reusable holders.
- Compatible and environmentally friendly – every brush fits on every holder.
- Long-life, each holder lasts forever.
- Less waste; more sustainable



UNIVERSAL HOLDER SYSTEM (UHS)

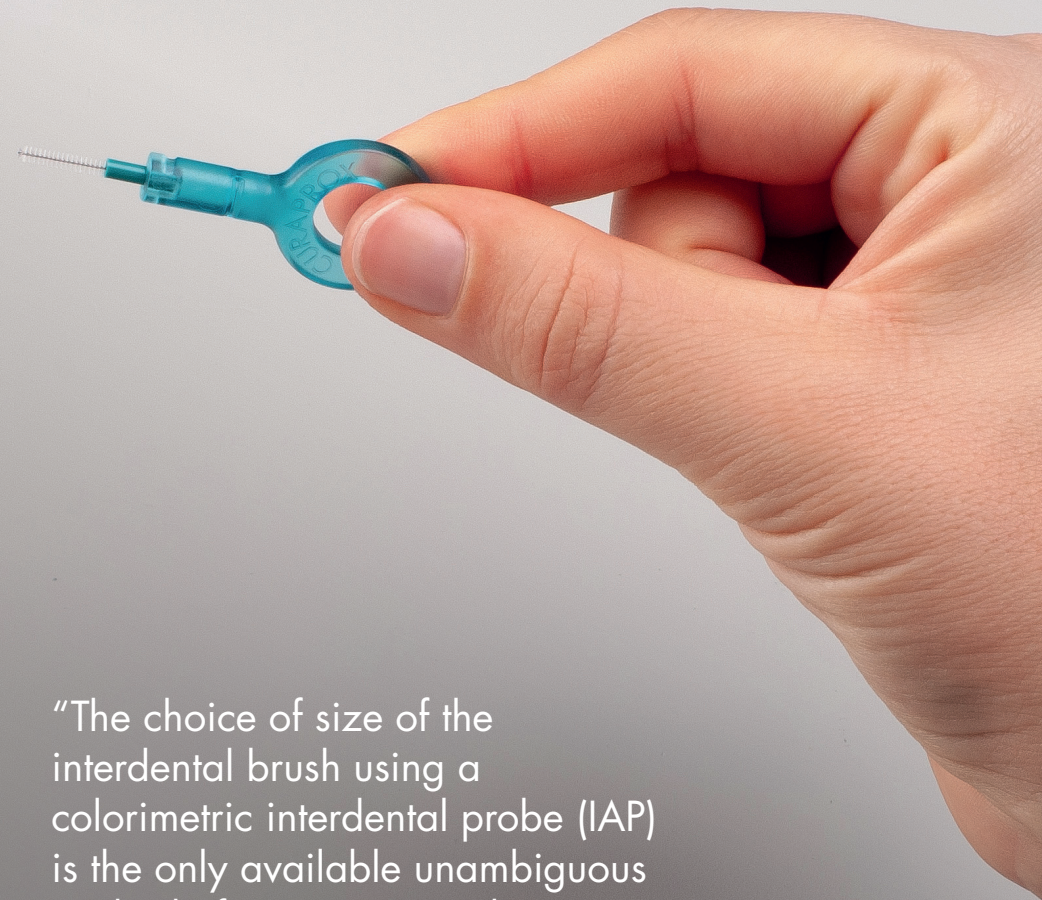
Every CPS IDB fits onto every Curaprox holder, making it easy to find your personal favourite:

- Angled or straight.
- With click-fit.
- Made of plastic, or steel.



SCIENTIFICALLY PROVEN

Download studies from curaproxinterdental.com and read more about the research surrounding interdental brushing.



“The choice of size of the interdental brush using a colorimetric interdental probe (IAP) is the only available unambiguous method of measuring and communicating the right size of interdental brush currently.”

– Prof. Dr. Denis Bourgeois